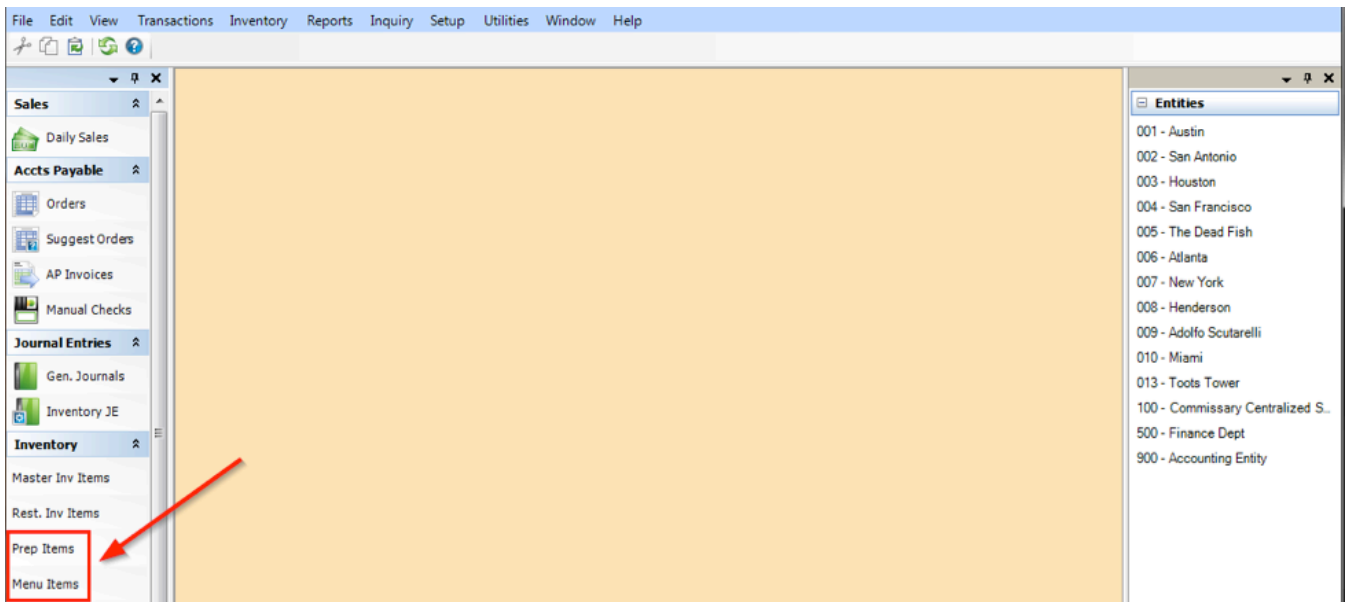


## FAQ

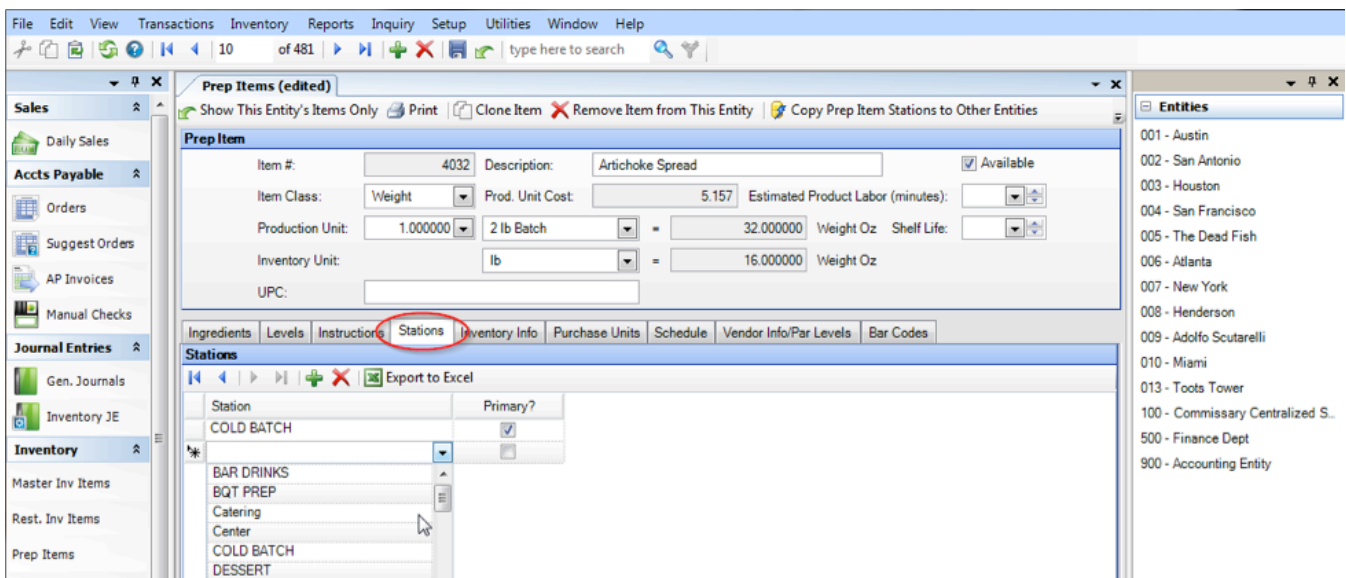
[Home](#) / [FAQ](#) / Why does our recipe book come up blank after we have filled out the instructions?

### **Why does our recipe book come up blank after we have filled out the instructions?**

All prep and menu items must have a station assigned to them. This groups items together when the recipe book report is compiled.

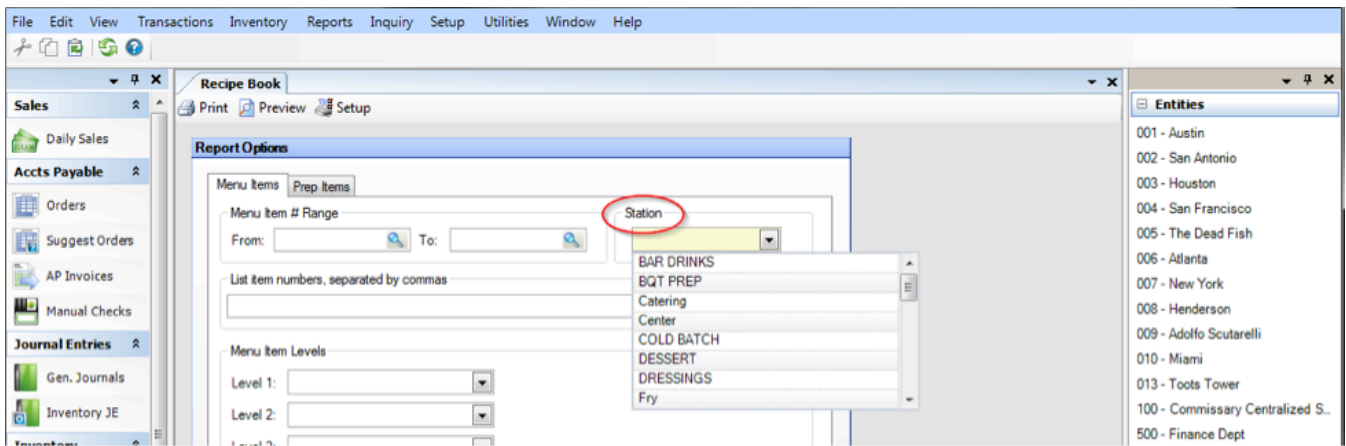


1. Go to **Menu Items** or **Prep Items** and search for the item(s) you wish to view in the recipe book report.
2. Choose the **Stations**



1. Click the **green +** to add a row, or rollover the bottom row and choose a station from the drop-down list.
2. **Save** your changes.

Once the changes are made, you can run the recipe book report by station.



Was this Helpful ?

yes

no

How do you set up bank import templates?

What should Load Open Items for Bank Reconciliation be used for?

I just set up new periods (or closed a period), but I'm still getting an error to enter a date in an open period. How do I fix this?

Why can't I select an invoice for payment?

Why can't I find an invoice I want to void?

Can you help me understand inter-company postings?

How do I access Help for Compeat Schedule?

What are forecasts? How do I set up or change them?

Why didn't an employee receive an email/SMS notification with their schedule?

How do I use schedule templates? How many can I have?

What are Restaurant Schedule Stations?

Learn More



System Status



News and Updates

---

Need More Help?



Submit a Ticket



Enhancements and Feedback