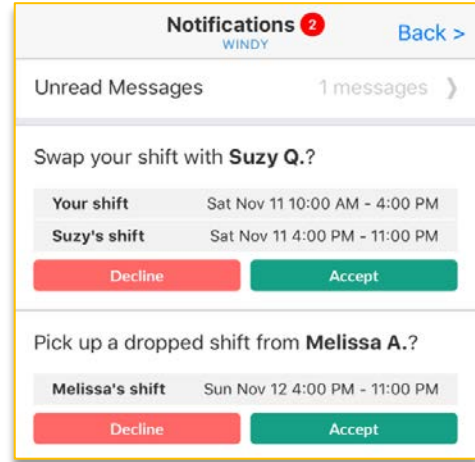


Notifications & Navigation

Upon sign in, you are taken to the **Notifications** page. This page includes announcements and important information related to you, such as messages, shift offers, and available house shifts.


You can quickly accept, decline, and pick up shift changes and offers on this page without having to navigate through the rest of the app – simply select **Accept**, **Decline**, or **Pickup**.

For more information on these actions, see the [Schedule](#) page.





Navigation

After reviewing notifications, select **NEXT >** in the upper-right corner. This takes you to your [Schedule](#) and other mWF features.

Use the navigation bar at the bottom of the page to navigate through the app. Select your desired feature to move between features. Each page has a **bell**  **icon** in the upper-left corner, which returns you to *Notifications*.

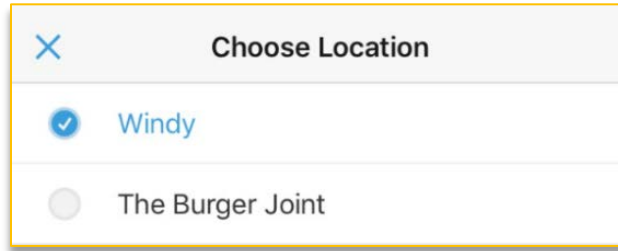


For [Requests](#) and [Messages](#), actionable icons appear in the upper-right corner of the page. Select these icons to enter new  requests and compose  messages.

Multi-Location Users

If you work at more than one location at your company, you can move between locations by selecting the location drop-down at the stop of the page.





Your *Notifications* and *Schedule* pages remain specific to the restaurant you select; however, the other pages remain the same regardless of which location you select.