



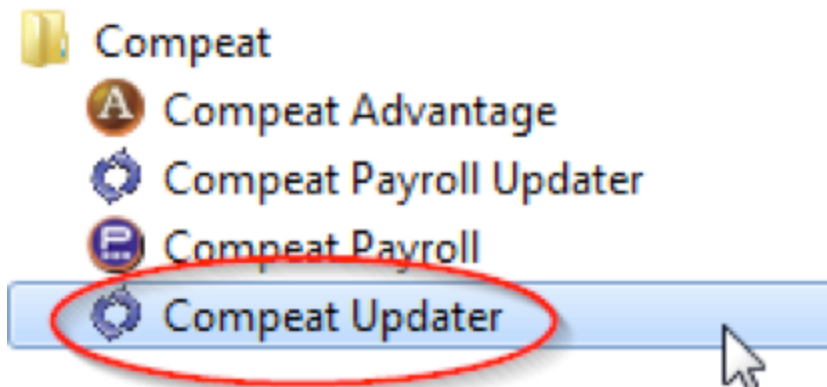
FAQ

[Home](#) / [FAQ](#) / Advantage won't update. What do I do?

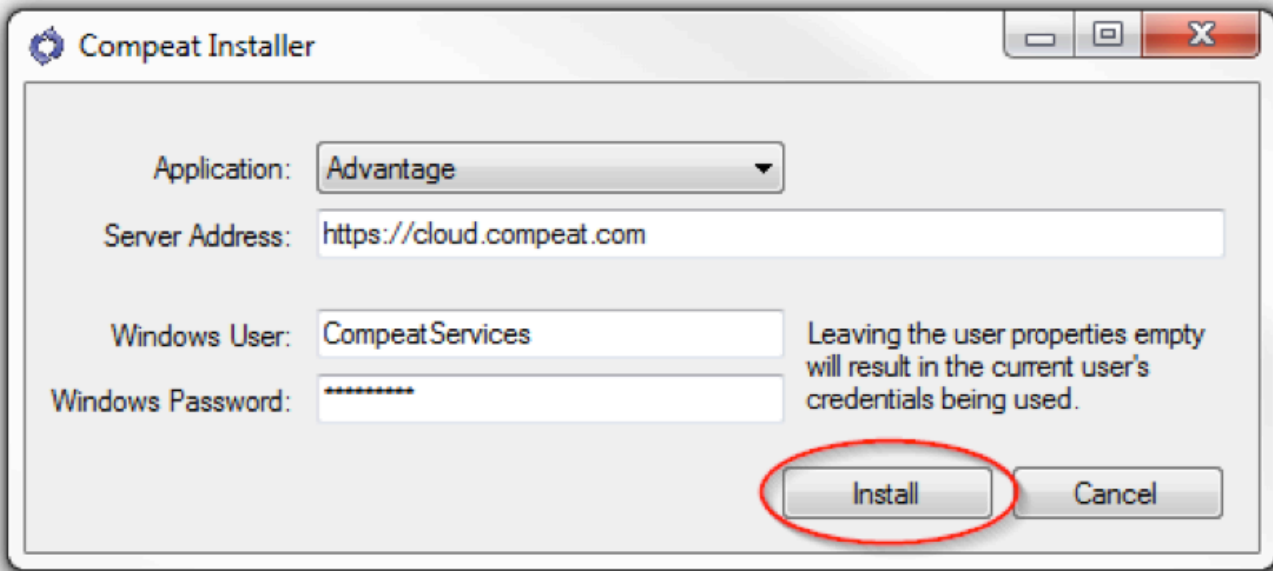
Advantage won't update. What do I do?

If the Compeat automatic update is failing, or if you are receiving "retrieving manifest" errors, you might want to try running your manual updater. This is located on your computer, not within Compeat.

1. Go to **Start > All Programs > Compeat**
2. Select **Compeat Updater**.



1. The **Compeat Installer** window will open. Click **Install** and the update will run.



Was this Helpful ?

yes

no

Can I run Advantage on a tablet?

Can I access Advantage on my Mac?

How do I re-set my security password?

My Vendor Aging Report shows a \$0 balance with invoices and credit memos. How do I clear them off the report?

My Customer Aging Report shows a \$0 balance with invoices and payments. How do I clear them off the report?

There is an invoice or payment showing on my Vendor Aging that shouldn't be. Why?

How do you set up bank import templates?

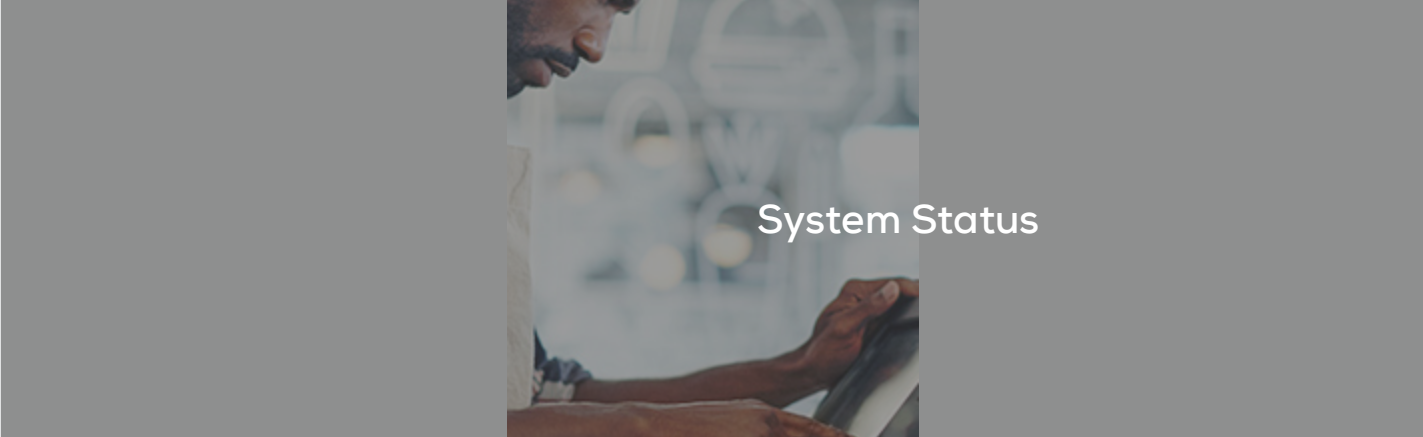
What should Load Open Items for Bank Reconciliation be used for?

I just set up new periods (or closed a period), but I'm still getting an error to enter a date in an open period. How do I fix this?

Why can't I select an invoice for payment?

Why can't I find an invoice I want to void?

Learn More



Need More Help?



Submit a Ticket



Enhancements and Feedback

Copyright © 2000–2016 Compeat, Inc. All Rights Reserved.

Austin, TX 78727 | (512) 279-0771 | support@compeat.com